Buying guide

VIDGA

Curtain hanging system

Parts

Corner piece, incl. 1 ceiling fitting
Wall fittings (6 cm, 12 cm)
Single rails (incl. 2 ceiling fittings and 1 connector to extend the rail)
Ceiling brackets for 2 single track rails
Gliders and hooks to hang the curtain

Features

"Twist and click", for less screws
Sturdy, durable and light-weight aluminium.

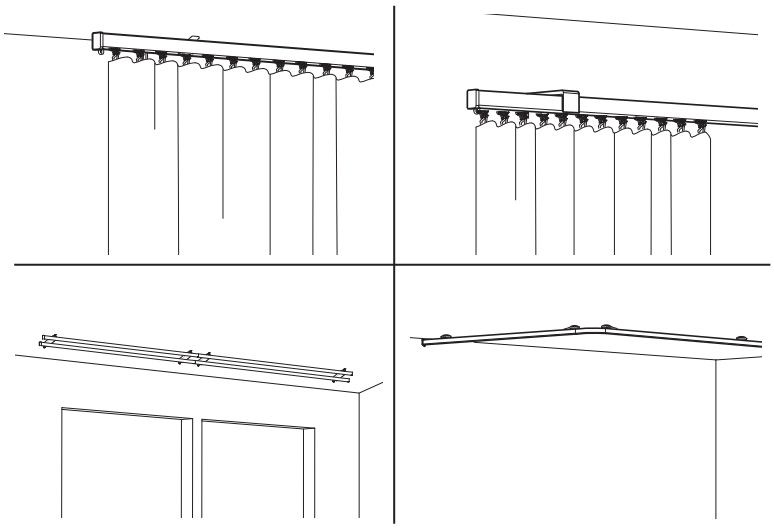

Hangs in every way
VIDGA curtain hanging system gives you lots of possibilities to hang curtains in front of windows and niches, or use them as room dividers, sliding doors or around a bed. Choose what fits best: ceiling mounting or wall mounting. If you want to optimize the window space, go for the ceiling mounted solution.

VIDGA comes in 2 colours and the rails can be shortened with an hacksaw or can be unlimited extended thanks to the connectors included in the-package. The corner pieces bring the rails outside or inside the corner and you can profile the entire perimeter, if you like.

The VIDGA gliders and hooks give you possibility to hang the curtains and quickly change them when you want or need.

All the products (shown here) may not be available at the store. Please contact the staff or look at www.IKEA.com for more information. For more detailed product information, see the pricetag and the Internet. All units require assembly.

Good to know

A flexible system with many possibilities

VIDGA simplifies the way you can control light and privacy by giving you the possibility of layering. More layering means more flexibility in adjusting light and privacy, but also more “barriers” from heat, cold windows and sound.

- Ceiling bracket for 2 single track rails fit up to 2 single rails.
- The 6 cm wall fittings fit 1 single rail.
- The 12 cm wall fittings fit up to 2 single rails
- The 12 cm wall fittings are the only ones suitable to connect to the corner piece with the single track rail.

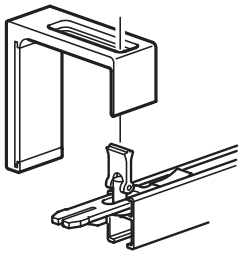

If you want to combine the corner piece to track rail in a wall, secure to mount the wall fitting at the very end of the rail for the optimal functioning.

Ceiling mounted combinations

Ceiling-mounted curtains/panel curtains are ideal when wall space is limited above a window or you want to create the impression of a tall ceiling height, making the room feel airier. If there are no architectural features (e.g., protruding window sill or radiator) that get in the way, the track rail can be mounted so the curtains fall close to the window, minimizing gaps that let in light. You can choose among different combinations of 1 or more layers.
The corner piece for single track rail can be used both inside or outside corners.

Single-layer

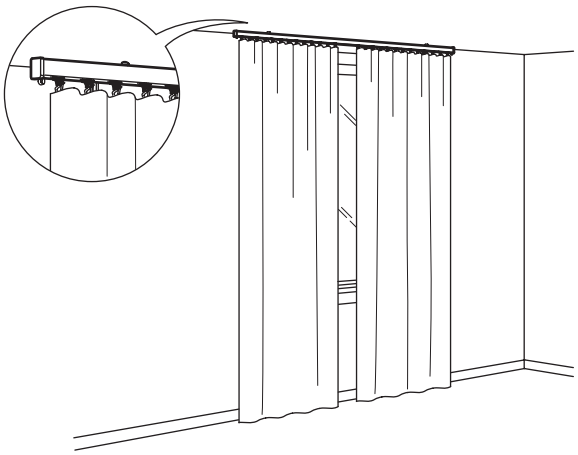

One VIDGA single track rails, 140 cm, mounted to the ceiling. The curtains are attached using VIDGA gliders and hooks. Our recommendation is to use 1 package of gliders and hooks for 1 standard-size curtain. 2 packages for a curtain pair, a wider curtain or if you want to create many tight pleats.

Shopping list

VIDGA single track rail, 140 cm, incl. ceiling fittings, white	204.929.16	1 pc
VIDGA glider/hook, white, 24-p	204.830.02	2 pks

If you'd like to **double the width of the combination***, follow the shopping list below:

VIDGA single track rail, 140 cm, incl. ceiling fittings, white	204.929.16	2 pcs
VIDGA glider/hook, white, 24-p	204.830.02	4 pks

Singe rail and inside corner solution

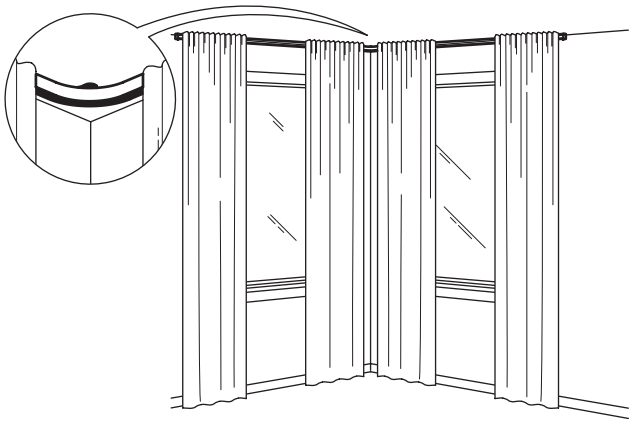

2 VIDGA single track rails, both 140 cm, mounted to the ceiling. The rails joined at the inside corner with a single rail corner. Now you can pull the curtains inside the corner.

Shopping list*

VIDGA corner piece single track incl. ceiling fittings, white	304.983.81	1 pc
VIDGA single track rail, 140 incl. ceiling fittings, white	204.929.16	2 pcs
VIDGA glider/hook, white, 24-p	204.830.02	4 pks

Ceiling mounted combinations

Single rail and outside corner solution

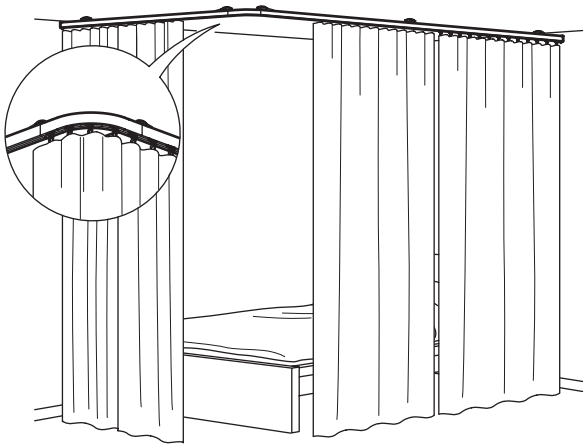

Three single track rails, both 140 cm, mounted to the ceiling around the bed. The rails joined at the outside corner with a single rail corner. Now you can pull the curtains outside the corner.

Shopping list*

VIDGA corner piece single track incl. ceiling fittings, white	304.983.81	1 pc
VIDGA single track rail, 140 incl. ceiling fittings, white	20492916	3 pc
VIDGA glider/hook, white, 24-p	204.830.02	6 pks

Double-layer

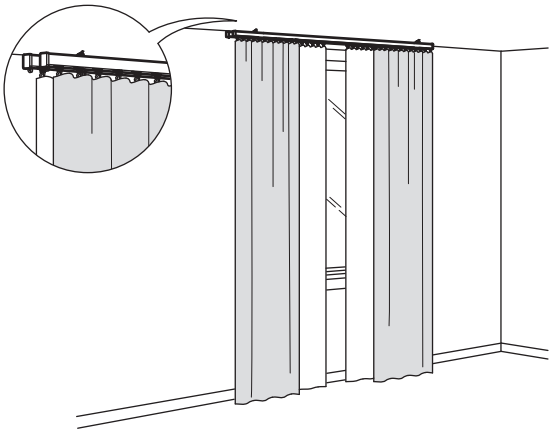

Two VIDGA single track rails, 140 cm, mounted to the ceiling with VIDGA ceiling bracket for 2 rails. The curtains are attached using VIDGA gliders and hooks.

Shopping list

VIDGA ceiling bracket for 2 curtain rails, white	205.860.76	1 pk
VIDGA single track rail 140, incl. ceiling fittings, white	204.929.16	2 pcs
VIDGA glider/hook, white, 24-p	204.830.02	4 pks

* You can build even wider combinations and cut the rail to your measurements.

Wall-mounted combinations

Depending on architectural features and your preferences, you may opt for wall-mounted curtains.

You can choose 6 cm or 12 cm wall fittings depending on how far you want the curtain/panel curtains from the window. If you have a window sill that protrudes from the wall or a window handle that gets in the way, the 12 cm wall fitting is probably the best option.

You can fit 1 single rail or 1 triple rail on the 6 cm fitting.

The 12 cm wall fittings are the only ones to use when you want to connect the corner piece with the single track rail.

The 12 cm wall fitting fits up to 2 single rails, or 1 triple rail plus 1 single rail.

1 rail and 6 cm wall brackets

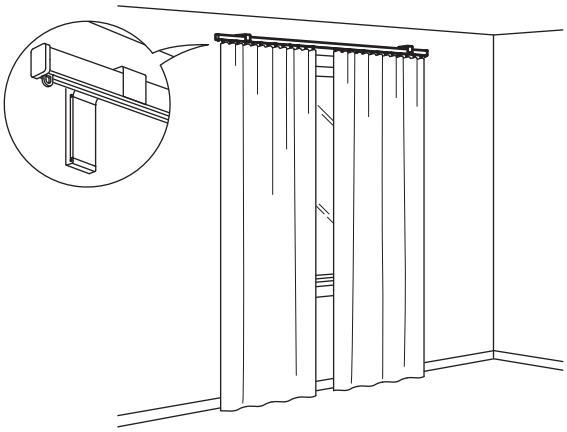

Choose 6 cm wall fittings if you want the curtain/panel curtains closer to the window to minimize gaps on the sides.

Shopping list

VIDGA wall fittings, 6 cm, white	102.991.51	2 pcs
VIDGA single track rail, 140 cm, incl. ceiling fittings, white	204.929.16	1 pc
VIDGA glider/hook, white, 24-p	204.830.02	2 pks

If you'd like to **double the width of the combination***, follow the shopping list below:

VIDGA wall fittings, 6 cm, white	102.991.51	3 pcs
VIDGA single track rail, 140 cm, incl. ceiling fittings, white	204.929.16	2 pcs
VIDGA glider/hook, white, 24-p	204.830.02	4 pks

1 rail and 12 cm bracket

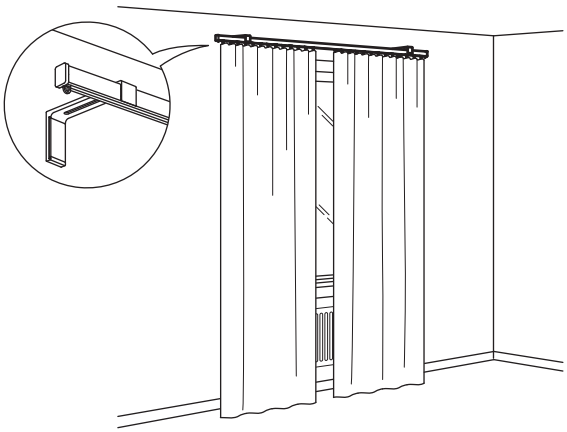

Choose 12 cm wall fittings if you have a window sill that protrudes from the wall or a window handle that goes in the way.

Shopping list

VIDGA wall fittings, 12 cm, white	702.991.48	2 pcs
VIDGA single track rail, 140 cm, incl. ceiling fittings, white	204.929.16	1 pc
VIDGA glider/hook, white, 24-p	204.830.02	2 pks

If you'd like to **double the width of the combination*,** follow the shopping list below:

VIDGA wall fittings, 12 cm, white	702.991.48	3 pc
VIDGA single track rail, 140 cm, incl. ceiling fittings, white	204.929.16	2 pcs
VIDGA glider/hook, white, 24-p	204.830.02	4 pks

Wall-mounted combinations

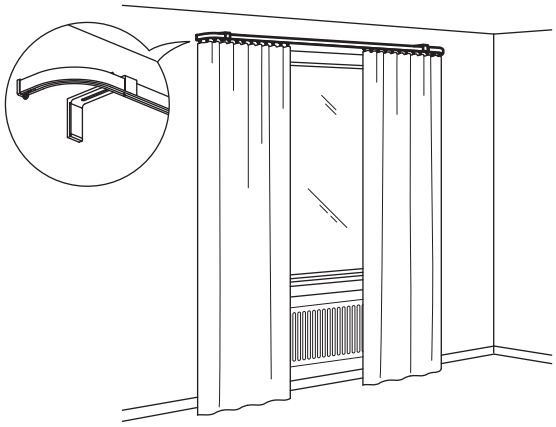

One VIDGA single track rail, 140 cm, mounted to the wall. Choose between 6 cm wall fittings to keep the curtain closer to the window or 12 cm if there are architectural features like protruding window sills, handles or radiators that require a bigger distance With a corner piece on each side of the rail, you can pull the curtains all the way to the wall to prevent gaps: in this combination you have to use the 12 cm wall fittings.

Shopping list

VIDGA wall fittings, 12 cm, white	702.991.48	2 pcs
VIDGA corner piece, single track, incl. ceiling fittings, white	304.983.81	2 pcs
VIDGA single track rail, 140 cm, incl. ceiling fittings, white	204.929.16	1 pc
VIDGA glider/hook, white, 24-p	204.830.02	2 pks

If you'd like to **double the width of the combination*,** follow the shopping list below:

VIDGA wall fittings, 12 cm, white	702.991.48	3 pcs
VIDGA corner piece, single track, incl. ceiling fittings, white	304.983.81	2 pcs
VIDGA single track rail, 140 cm, incl. ceiling fittings, white	204.929.16	2 pcs
VIDGA glider/hook, white, 24-p	204.830.02	4 pks

* You can build even wider combinations and cut the rail to your measurements.

How to buy VIDGA

1 How long rail do you need?

VIDGA rail is 140 cm long but can be both cut and extended. If you need a solution that is longer than 140 cm, the rails are connected with the supplied joint fittings. The rails can be easily cut with a hacksaw.

2 Select type of rail

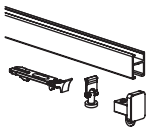

Single track rail
For several layers of curtains, use 2 VIDGA single track rails.

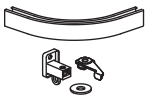

Corner piece single track
Fits VIDGA single track rail.

3 Select type of fittings

Ceiling fitting
Included in the-package for the rails.

Ceiling bracket
For 2 single track rails.

Wall fitting 6 cm
Used if you want a VIDGA rail with 1 layer of curtains.

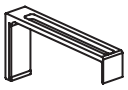

Wall fitting 12 cm
Used if you want double layers of curtains or to hang in front of a windowsill or a radiator.

4 Hanging

VIDGA glider and hook
For 1 pair of curtains we recommend 2 packages if you are after more pleats.

RIKTIG curtain hook
For 1 curtain pair, you need 2 packages

How to plan

Plan before you measure

Do you want to hang the curtain/panel curtain from the wall or ceiling? How much do you want to overlap the window recess above and on the sides? How many layers are you planning?

When you've decided on all these points you can start to measure.

You start with 1 rail and 2 ceiling brackets or wall brackets



Ceiling fittings are always included with the rails. They allow you to mount the rail to the ceiling. If you want to create the impression of a tall ceiling height. If there are no architectural features (e.g., protruding window sill or radiator) that get in the way, the track rail can be mounts so the curtains fall close to the window, minimizing gaps that let in light



Short (6 cm) wall fittings (sold separately) allow you to hang the curtains very close to the wall to minimize light coming through the gaps on the sides.

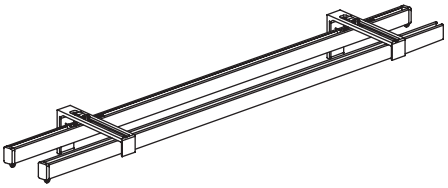

Long (12 cm) wall fittings (sold separately) can hold multiple parallel rails in different combinations so you can create a layered solution with optimal space between the curtains for easy gliding. They are also ideal to create a distance between a curtain and architectural features like protruding window sills.

Single track rail works well with curtains.
Like panel curtains more? Triple track rail will fit your needs.

Got a wider window?

With every rail you got also connectors that enable to extend with additional rails (sold separately) as long as you want,

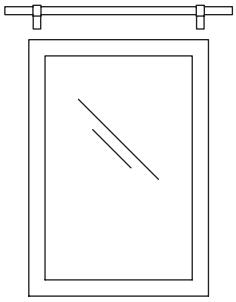

1 rail and 2 fittings to start with.

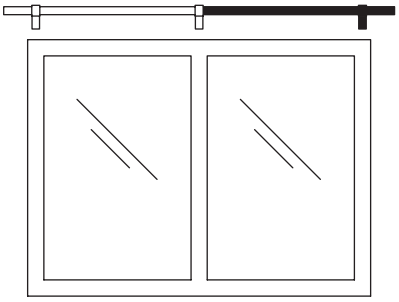

Add 1 rail and 1 fitting (the same as you chose before).

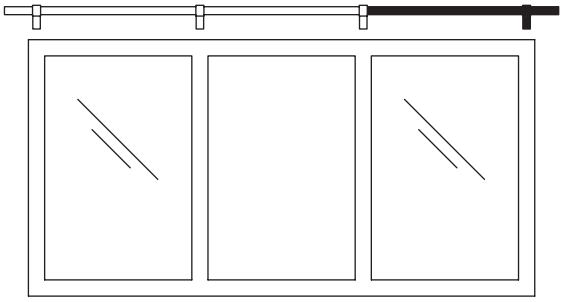

Still not long enough? Add another rail and another fitting (the same as you chose before).

You can also cut the rail to your measurements if the width of your window falls in between.

How to plan

Join the rail at a corner from ceiling

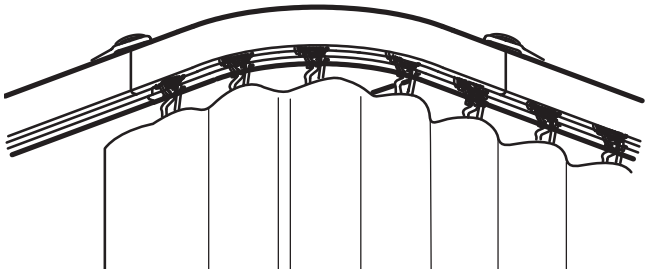

VIDGA corner piece single track incl. ceiling fittings.

Silver-colour	504.914.73	1 pc
White	304.983.81	1 pc

Join the rail at the corner from wall

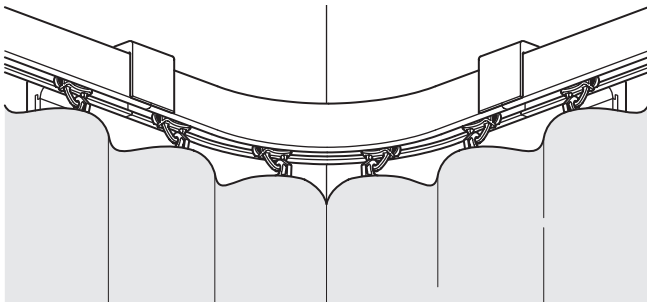

VIDGA corner piece single track incl. ceiling fittings.

Silver-colour	504.914.73	1 pc
White	304.983.81	1 pc

Hang curtains with gliders and hooks

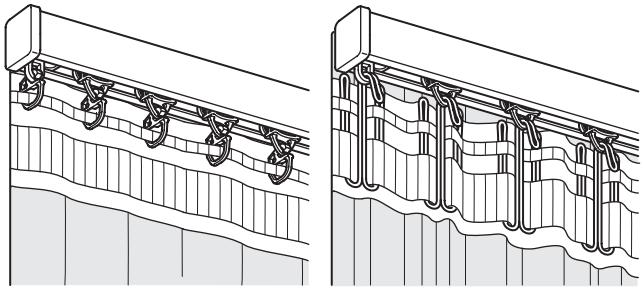

VIDGA glider and hook, 24-pack

White	702.607.68	1 pc

RIKTIG curtain hook.

20-pack	402.122.03	1 pc

How to build

Ceiling mounted 1 layer

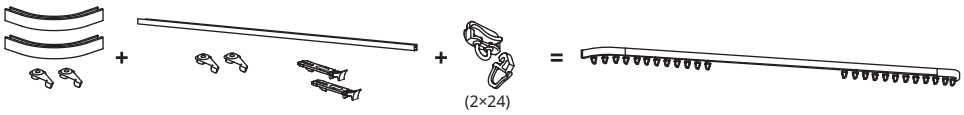

Ceiling mounted 2 layers

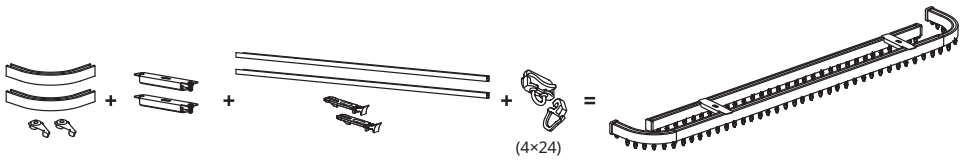

Wall-mounted 1 layer

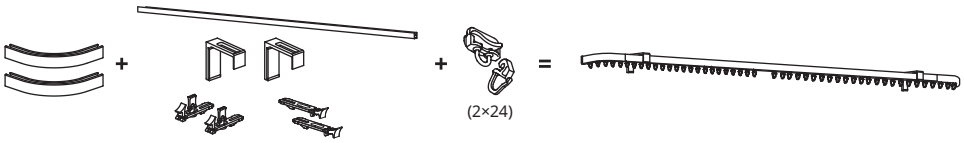

Wall-mounted 2 layers

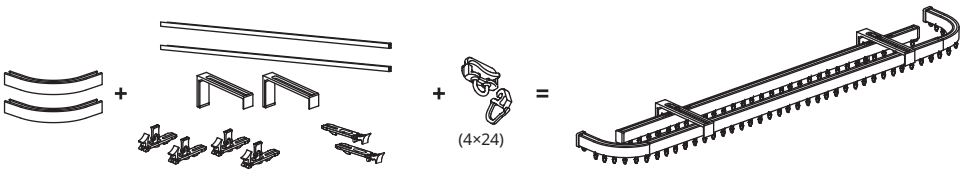

How to measure your windows

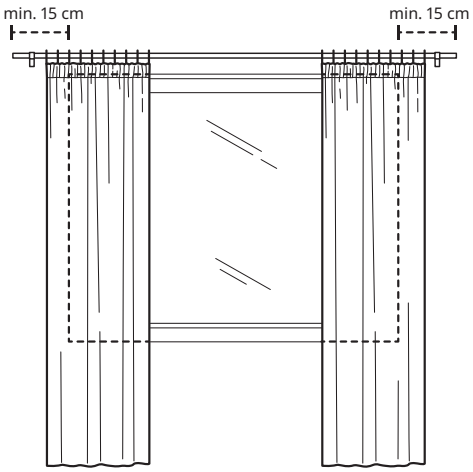

Step 1
Measure the width of your window.

Calculate the width of your window curtain track rail

For fabric curtains, add at least 15 cm on each side so they cover the entire window, and allow the curtains to open fully.

For panel curtains add 60 cm on one or both sides if you don't want to have the panels covering the windows when they are on the side.

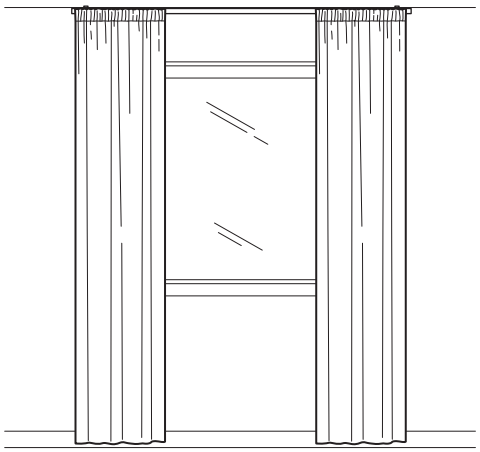

Step 2
Calculate the length of your window and decide on ceiling-mounted or wall-mounted.

Take a good look at your window, its opening and if there is a window sill, radiator, plants or furniture placement to take into account.

Choose whether you wish to hang the rail directly from the ceiling or on the wall. This will determine the curtain length.

- Ceiling-mounted may help with sound absorption, insulation and make the room appear larger.
- Wall-mounted solutions are usually placed about 15 cm above the window. But it is really up to you decide the height.

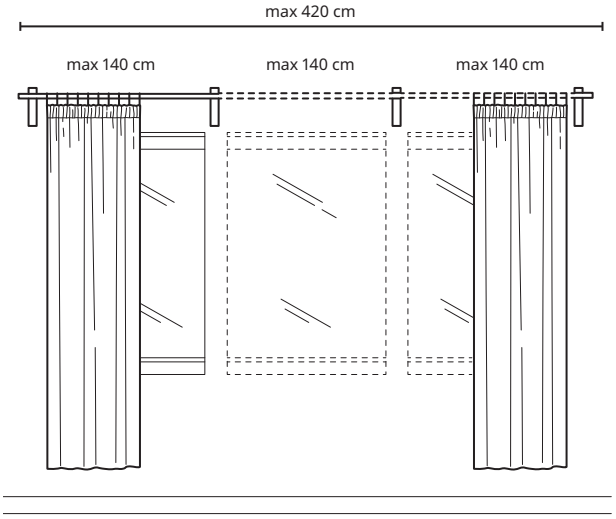

Step 3
Calculate the number of brackets.

Rules for a stable rod or rail:

- Use 2 brackets for rails up to 140 cm.
- Use 3 brackets for rails between 140 and 280 cm.
- Use 4 brackets for curtain rods or tracks longer than 280 cm.

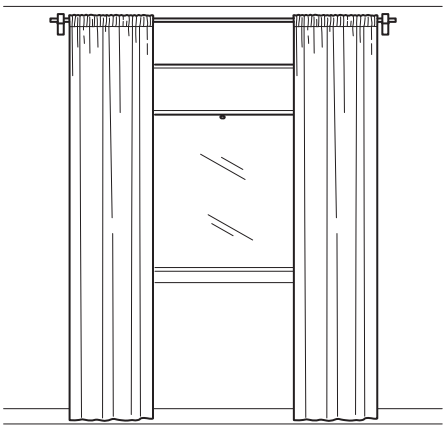

Tip:

Are you combining curtains on rails with a blinds? Add at least 15 cm to the width of the window, so the curtains are wider than the window.

Number of curtains and accessories

	The length of the track you need		
	< 140 cm	140–280 cm	280–420 cm
Hang curtains with **single track rail**. **Number of products**	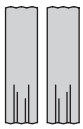	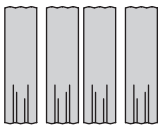	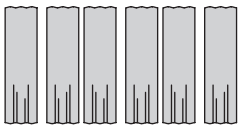
Curtains, 1 pair	1 pk	2 pks	3 pks
Glider and hook	2 pk (24 pcs)	4 pks (48 pcs)	6 pks (72 pcs)
Optional: if you want to refine the pleats, add Curtain hooks	2 pks (20 pcs)	4 pks (40 pcs)	6 pks (60 pcs)

* 12-16 gliders and hooks are required per curtain depending on its width and whether you want narrower or fuller folds in the pleats. Double the amount for a curtain pair. See details on curtain package.

All parts

VIDGA wall fitting, 6 cm, 2 pcs.

White	102.991.51
Silver-colour	204.914.79

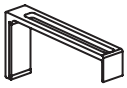

VIDGA wall fitting, 12 cm.

Silver-colour	404.914.78
White	702.991.48

VIDGA Ceiling bracket for 2 curtain rails, 2-pack.

Silver-colour	905.954.16
White	205.860.76

VIDGA corner piece single track incl. ceiling fittings.

Silver-colour	504.914.73
White	304.983.81

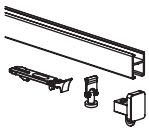

VIDGA single track rail, 140 cm. incl. ceiling fittings.

White	204.929.16
Silver-colour	004.914.75

VIDGA glider/hook, 24-pack.

White	204.830.02

VIDGA draw rod, 110 cm, white.

	002.991.18

RIKTIG curtain hook, 20-pack.

	402.122.03

Pick out what you need

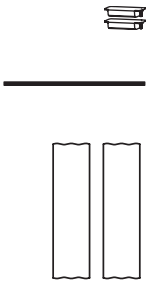

Ceiling bracket

Single track rail

Curtains, 1 pair

Wall fitting, 6 cm

Glider and hook

Wall fitting, 12 cm

Corner piece

Curtain hook

Draw rod

Make a simple drawing.

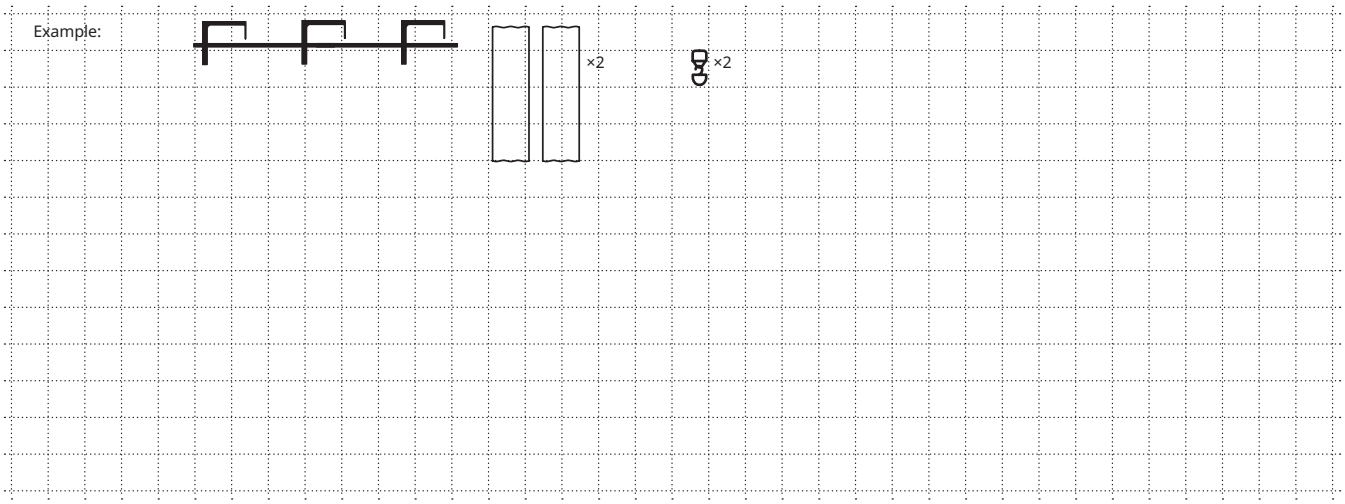

Fill in the quantities you need.

Product	Item number	Quantity	
VIDGA corner piece single track incl. ceiling fittings, white	304.983.81		pieces
VIDGA corner piece single track incl. ceiling fittings, silver colour	504.914.73		pieces
VIDGA glider/hook, white, 24-p	204.830.02		packages
VIDGA single track rail 140 cm inc. ceiling fittings, white	204.929.16		pieces
VIDGA single track rail 140 cm inc. ceiling fittings, silver-coloour	004.914.75		pieces
VIDGA ceiling bracket for 2 curtain rails, white	205.860.76		pieces
VIDGA ceiling bracket for 2 curtain rails, silver-colour	905.954.16		pieces
VIDGA wall fittings, 12 cm, white	702.991.48		packages
VIDGA wall fittings, 12 cm, silver-colour	404.914.78		pieces
VIDGA wall fittings, 6 cm, white	102.991.51		pieces
VIDGA wall fittings, 6 cm, silver-colour	204.914.79		pieces

© Inter IKEA Systems B.V. 2016–2025